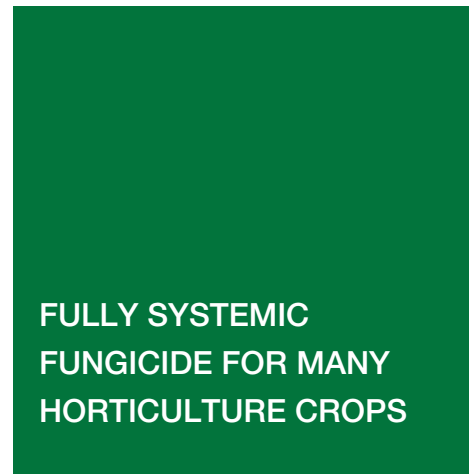



**CROPS, DISEASES, RATES, APPLICATION, PRE-HARVEST INTERVAL, MAXIMUM APPLICATIONS, RE-ENTRY INTERVALS**

Crops	Diseases	Rates	Application	Pre-Harvest Interval (days)	Maximum Applications	Re-entry Intervals
Cranberry	Phytophthora root rot	5.5 kg/ha (2.23 kg/ac.)	When conditions become favourable for disease development	3	4	12 hours
Strawberry	Red stele	5.6 kg/ha (2.27 kg/ac.)	Begin applications when plants start active growth. Repeat at 30-60 day intervals.	30		24 hours
Highbush blueberry	Anthracnose fruit rot Phomopsis canker (suppression)		Begin applications at approximately the pink bud stage and continue as needed on a 14-21 day interval	1		
	Phytophthora root rot		For spring applications, apply the first spray when there is 7 cm of new growth and continue on a 14-21 day interval			
Grape	Downy mildew	3.75 kg/ha (1.52 kg/ac.)	Apply when conditions become favourable for disease development. Repeat as needed every 7-14 days.	15	7	6 days
Spinach	Downy mildew (suppression) White rust (suppression)	3.38-4.5 kg/ha (1.37-1.8 kg/ac.)	Apply when conditions become favourable for disease development. Repeat as needed every 7 days.	3		12 hours




**Aliette®**



croplife.bayer.ca or 1 888-283-6847 or contact your Bayer representative. [@Bayer4CropsCA](https://twitter.com/Bayer4CropsCA)

Always read and follow label directions. Aliette® is a registered trademark of the Bayer Group. All other products are trademarks of their respective companies. Bayer CropScience Inc. is a member of CropLife Canada.

H-2-10/16-10638985-E



# did you know?

**ALIETTE® HELPS YOUR CROP BUILD ITS OWN DEFENCE AGAINST DISEASE, INSIDE AND OUT**

## FEATURES AND BENEFITS

- Fully systemic fungicide rapidly absorbed by roots and leaves, allowing the plant to build its own defence against disease
- Moves both up and down inside the plant to protect new growth between treatments
- Complex mode of action helps avoid resistance development
- Enhances the plant's own ability to fight disease by inducing an early warning and rapid response system in the plant, boosting the plant's own defence system
- Application flexibility – can be applied multiple times in many crops
- Group 33 fungicide

## APPLICATION TIPS

- Rainfast in 1 hour
- Avoid applying in very early spring before leaves emerge or in fall during leaf senescence
- Apply as a preventive treatment during conditions conducive to disease development
- There is a risk of plant toxicity when mixing Aliette with copper products. Apply copper products separately.

## FORMULATION AND PACKAGING

- Formulated as an 80% water dispersible granular (WDG)
- Available in 2.26 kg foil-lined bags

## CROPS, DISEASES, RATES, APPLICATION, PRE-HARVEST INTERVAL, MAXIMUM APPLICATIONS, RE-ENTRY INTERVALS

Crops	Diseases	Rates	Application	Pre-Harvest Interval (days)	Maximum Applications	Re-entry Intervals
Apple	Blister spot <sup>1</sup>	2 kg/ha (810 g/ac.)	Foliar: Begin application at petal fall repeating at 7 day intervals	30	3	When dry
	Crown and root rot	3-5 kg/ha (1.2-2 kg/ac.)	Foliar: Treat from tight cluster to pink when there is sufficient leaf area present to take up the spray. Treat again approximately 6 weeks later. Treat again in the fall soon after harvest.			
			Standard planting up to 500 trees/ha: 10 g/tree High density planting (> 500 trees/ha): 5 to 10 g/tree		Drench: Make the first application in spring anytime after silver tip and again in early fall	
Belgian endive <sup>2</sup>	Phytophthora root rot	5 g/m <sup>2</sup>	Post-Harvest: Apply 1 direct spray application 7 days after harvest of roots, right before start of forcing period, at 15 g/m <sup>2</sup> in 4 L of water	21 between application and sale	1	
Brassica leafy vegetables (Crop group 5)	Downy mildew	2.25-3.125 kg/ha (0.91-1.25 kg/ac.)	When conditions favour disease development	7	5	12 hours
Ginseng	Phytophthora, foliar and root rot	5.5 kg/ha (2.2 kg/ac.)	Make first application at full emergence. Repeat once between full emergence and seed set if environmental conditions require it. Apply again at seed set, once between seed set and pre-senescence (if required), and a final application at pre-senescence.	31		When dry
Lettuce	Downy mildew	2.8 kg/ha (1.1 kg/ac.)	When conditions favour disease development	7		12 hours
Onion	Downy mildew Purple blotch					
Rutabaga	Downy mildew	2.25-3.125 kg/ha (0.91-1.25 kg/ac.)				
Raspberry (red, black)  Blackberry	Phytophthora root rot	5.5 kg/ha (2.23 kg/ac.)	Spring Applications: Apply the first spray after bud break at 7 cm new growth and then again 3-4 weeks later. Fall Applications: Apply when conditions favour disease development (high soil moisture and cool temperatures) and then repeat if necessary 3-4 weeks later. The last fall application should be made at least 30 days prior to leaf drop.	60	4 (2 in spring and 2 in fall)	24 hours

<sup>1</sup>Only for Mutsu, Jonagold and Golden Delicious varieties.

<sup>2</sup>For use on roots for Belgian endive (chicon) production only.